






















## London, Milton Keynes and Rugby to Nuneaton, Tamworth, Lichfield, Stafford and Crewe

## Mondays to Fridays

Operator Days of operation/Notes 1st Class/Reservations/Bus Catering facilities	LM	LM	VT A 1R X	LM	VT B 1R X	VT B 1R X	VT C 1R X	LM	VT B 1R X	VT B 1R X	VT C 1R X	LM	VT D 1R X	LM	VT C 1R X	VT B 1R X	VT B 1R X
London Euston (EUS)  d			0531		0608	0629	0636	0643	0713	0733	0743	0746	0800		0807	0813	0833
Watford Junction (WFJ) d			0548u				0651u										
Milton Keynes Central (MKC) d			0617		0640	0700	0712	0716			0815	0819					
Northampton (NMP) d	0520	0601															
Rugby (RUG) d	0543	0624	0639					0739				0842					
Nuneaton (NUN) d	0555	0637		0637	0708a			0754	0808a			0854		0854		0909a	
Atherstone (ATH) d	0601			0643				0800						0900			
Polesworth (PSW) d				0648													
Tamworth (TAM) d	0610			0653				0808						0908	0913		
Lichfield Trent Valley (LTV) d	0616			0659				0814						0914	0919a		
Rugeley Trent Valley (RGL) d	0624			0707				0821						0921			
Stafford (STA) d	0633			0717		0750	0805	0832		0850			0925	0934c			0950
Crewe (CRE)  a	0653		0723	0737		0809	0823	0851		0909	0923		0943	0954			1009

Operator Days of operation/Notes 1st Class/Reservations/Bus Catering facilities	VT C 1R X	LM	VT D 1R X	LM	VT C 1R X	VT B 1R X	VT B 1R X	VT E 1R X	VT C 1R X	LM	VT F 1R X	LM	VT C 1R X	VT B 1R X	LF G 1R X	VT B 1R X	LF G 1R X
London Euston (EUS)  d	0843	0846	0858		0905	0913	0933	0940	0943	0946	1002		1007	1013	1019	1033	
Watford Junction (WFJ) d																	
Milton Keynes Central (MKC) d	0915	0919							1015	1019					1103		
Northampton (NMP) d																	
Rugby (RUG) d		0942								1042							
Nuneaton (NUN) d		0954		0954		1009a				1054		1054		1109a	1134		1134
Atherstone (ATH) d				1000								1100					
Polesworth (PSW) d																	
Tamworth (TAM) d				1008	1013							1108	1113				
Lichfield Trent Valley (LTV) d				1014	1018a							1114	1119a				
Rugeley Trent Valley (RGL) d				1021								1121					
Stafford (STA) d			1024	1032			1050	1100a			1124	1134c				1150	
Crewe (CRE)  a	1024		1042	1051			1109		1125		1142	1154				1209	1218

Operator Days of operation/Notes 1st Class/Reservations/Bus Catering facilities	VT C 1R X	LM	VT F 1R X	LM	VT C 1R X	VT B 1R X	VT B 1R X	VT C 1R X	LM	VT F 1R X	VT 1R X	LM	VT B 1R X	VT B 1R X	VT C 1R X	LM	VT F 1R X
London Euston (EUS)  d	1043	1046	1102		1107	1113	1133	1143	1146	1202	1205		1213	1233	1243	1246	1302
Watford Junction (WFJ) d																	
Milton Keynes Central (MKC) d	1115	1119						1215	1219						1315	1319	
Northampton (NMP) d																	
Rugby (RUG) d		1142							1242							1342	
Nuneaton (NUN) d		1154		1154		1209a			1254				1309a			1354	
Atherstone (ATH) d				1200					1300								
Polesworth (PSW) d																	
Tamworth (TAM) d				1208	1213				1308		1313						
Lichfield Trent Valley (LTV) d				1214	1219a				1314		1320						
Rugeley Trent Valley (RGL) d				1221					1321			1321					
Stafford (STA) d			1224	1234c			1250			1324		1334c		1350			1424
Crewe (CRE)  a	1225		1242	1254			1309	1324		1342	1350	1354		1408	1423		1442

For the complete service between London, Milton Keynes and Rugby see table 067










For the complete service between Stafford and Crewe see table 076







NOTES (see introductory pages for explanation of train operator codes and standard symbols)








- a Arrival time
- d Departure time
- u Stops to pick up only
- c Arrives 4 minutes earlier
- A To Glasgow Central
- B To Manchester Piccadilly
- C To Liverpool Lime Street
- D To Holyhead
- E To Blackpool North
- F To Chester
- G To Stirling

## London, Milton Keynes and Rugby to Nuneaton, Tamworth, Lichfield, Stafford and Crewe

## Mondays to Fridays

Operator Days of operation/Notes 1st Class/Reservations/Bus Catering facilities	LM	VT C 1R X	VT B 1R X	LF G R X	VT B 1R X	LF G R X	VT C 1R X	LM	VT F 1R X	LM	VT B 1R X	VT B 1R X	VT C 1R X	LM	VT D 1R X	LM	VT C 1R X
London Euston (EUS)  d		1307	1313	1319	1333		1343	1346	1402		1413	1433	1443	1446	1502		1507
Watford Junction (WFJ) d							1415	1419					1515	1519			
Milton Keynes Central (MKC) d				1404			1415	1419					1515	1519			
Northampton (NMP) d																	
Rugby (RUG) d								1442						1542			
Nuneaton (NUN) d	1354		1409a	1434		1434		1454		1454	1509a			1554		1554	
Atherstone (ATH) d	1400									1500						1600	
Polesworth (PSW) d																	
Tamworth (TAM) d	1408	1413								1508						1608	1613
Lichfield Trent Valley (LTV) d	1414	1419a								1514						1614	1619a
Rugeley Trent Valley (RGL) d	1421									1521						1621	
Stafford (STA) d	1434c				1450			1524	1534c		1550			1623	1634c		
Crewe (CRE)  a	1454				1509	1517	1523	1542	1554		1608	1623		1642	1654		

Operator Days of operation/Notes 1st Class/Reservations/Bus Catering facilities	VT B 1R X	VT B 1R X	VT C 1R X	LM	VT F 1R X	LM	VT C 1R X	VT B 1R X	VT FX B 1R X	VT FO B 1R X	LF G R X	VT C 1R X	LM	VT D 1R X	LM	VT C 1R X	VT B 1R X
London Euston (EUS)  d	1513	1533	1543	1546	1602		1607	1613	1633	1633	1636	1643	1646	1702		1707	1713
Watford Junction (WFJ) d																	
Milton Keynes Central (MKC) d			1615	1619								1716	1719				
Northampton (NMP) d																	
Rugby (RUG) d				1642									1742				
Nuneaton (NUN) d	1609a			1654		1654		1709a					1754		1754		1809a
Atherstone (ATH) d						1700									1800		
Polesworth (PSW) d																	
Tamworth (TAM) d						1708	1713									1808	1813
Lichfield Trent Valley (LTV) d						1714	1719a									1814	1819a
Rugeley Trent Valley (RGL) d						1721										1821	
Stafford (STA) d		1650			1724	1734c			1749s	1750				1824	1834c		
Crewe (CRE)  a		1709	1723		1742	1754			1809	1809	1817	1824		1842	1854		








Operator Days of operation/Notes 1st Class/Reservations/Bus Catering facilities	VT FX B 1R X	VT FO B 1R X	VT E 1R X	VT C 1R X	LM	VT H 1R X	LM	VT C 1R X	VT B 1R X	VT B 1R X	VT C 1R X	LM	VT D 1R X	LM	VT C 1R X	VT B 1R X	LF J R X
London Euston (EUS)  d	1733	1733	1736	1743	1746	1802		1807	1813	1833	1843	1846	1902		1907	1913	1919
Watford Junction (WFJ) d																	
Milton Keynes Central (MKC) d				1815u	1819						1915u	1919					2004
Northampton (NMP) d																	
Rugby (RUG) d					1842							1942					
Nuneaton (NUN) d					1854		1854		1909a			1954		1954		2009a	2039
Atherstone (ATH) d							1900							2000			
Polesworth (PSW) d																	
Tamworth (TAM) d							1908	1913						2008	2013		
Lichfield Trent Valley (LTV) d							1914	1919a						2014	2019a		
Rugeley Trent Valley (RGL) d							1921							2021			
Stafford (STA) d	1849s	1850				1924	1934c			1950			2024	2034c			
Crewe (CRE)  a	1909	1909	1916	1923		1942	1954			2009	2023		2042	2103			

NOTES (see introductory pages for explanation of train operator codes and standard symbols)

- a Arrival time  
 d Departure time  
 s Stops to set down only  
 u Stops to pick up only  
 c Arrives 4 minutes earlier  
 B To Manchester Piccadilly  
 C To Liverpool Lime Street  
 D To Holyhead  
 E To Blackpool North  
 F To Chester  
 G To Stirling  
 H To Wrexham General  
 J To Preston  
 FO Fridays only  
 FX Not Fridays

## London, Milton Keynes and Rugby to Nuneaton, Tamworth, Lichfield, Stafford and Crewe

## Mondays to Fridays





Operator Days of operation/Notes 1st Class/Reservations/Bus Catering facilities	VT B 1R X	LF J R X	VT C 1R X	LM	VT D 1R X	LM	VT C 1R X	VT B 1R X	VT J 1R X	VT B 1R X	VT J 1R X	VT C 1R X	LM	VT J 1R X	LM	VT C 1R X	VT B 1R X
London Euston (EUS)  d	1933		1943	1946	2002		2007	2013	2030	2033		2043	2046	2110	2146	2200	2203
Watford Junction (WFJ) d														2125u			
Milton Keynes Central (MKC) d			2015	2019									2115		2219	2241	2246u
Northampton (NMP) d																	
Rugby (RUG) d				2042									2142	2204	2242		2312
Nuneaton (NUN) d		2039		2054		2054		2109a		2130			2154	2216	2257		2323a
Atherstone (ATH) d						2100							2200		2303		
Polesworth (PSW) d																	
Tamworth (TAM) d							2108	2113		2135		2135	2208		2311	2320s	
Lichfield Trent Valley (LTV) d							2114	2119a				2143	2214		2318	2327s	
Rugeley Trent Valley (RGL) d							2121						2221		2325		
Stafford (STA) d	2050				2124	2133							2234c	2240	2338e	2341s	
Crewe (CRE)  a	2109	2121	2126		2145	2154					2209	2216	2223	2258	2259	0003	0010









NOTES (see introductory pages for explanation of train operator codes and standard symbols)









- a Arrival time
- d Departure time
- s Stops to set down only
- u Stops to pick up only
- c Arrives 4 minutes earlier
- e Arrives 3 minutes earlier
- B To Manchester Piccadilly
- C To Liverpool Lime Street
- D To Holyhead
- J To Preston

## London, Milton Keynes and Rugby to Nuneaton, Tamworth, Lichfield, Stafford and Crewe

## Saturdays

Operator Days of operation/Notes 1st Class/Reservations/Bus Catering facilities	LM	LM	VT A 1R X	LF B R J	VT C 1R X	VT D 1R X	LM	VT C 1R X	VT C 1R X	VT D 1R X	LM	VT E 1R X	LM	VT D 1R X	VT C 1R X	VT C 1R X	VT D 1R X
London Euston (EUS)  d			0603	0610	0629	0633	0643	0713	0733	0743	0746	0802		0807	0813	0833	0843
Watford Junction (WFJ) d			0618u														
Milton Keynes Central (MKC) d			0638	0645	0700	0705	0716			0815	0819						0915
Northampton (NMP) d	0516	0602															
Rugby (RUG) d	0542	0625	0701				0739				0842						
Nuneaton (NUN) d	0554	0637		0716			0754c	0808a			0854			0854		0909a	
Atherstone (ATH) d	0600	0643					0800							0900			
Polesworth (PSW) d		0648															
Tamworth (TAM) d	0608	0653				0744	0808							0908	0913		
Lichfield Trent Valley (LTV) d	0614	0700				0750	0814							0914	0919a		
Rugeley Trent Valley (RGL) d	0621	0707					0821							0921			
Stafford (STA) d	0634e	0720e	0733		0750	0806	0834e		0850			0924	0934e			0950	
Crewe (CRE)  a	0653	0740	0751	0802	0809	0824	0854		0909	0923		0943	0954			1008	1023

Operator Days of operation/Notes 1st Class/Reservations/Bus Catering facilities	LM	VT F 1R X	LM	VT D 1R X	VT C 1R X	VT C 1R X	VT G 1R X	VT D 1R X	LM	VT F 1R X	LM	VT D 1R X	VT C 1R X	LF B R J	VT C 1R X	LF B R J	VT D 1R X
London Euston (EUS)  d	0846	0902		0907	0913	0933	0936	0943	0946	1002		1007	1013	1019	1033		1043
Watford Junction (WFJ) d																	
Milton Keynes Central (MKC) d	0919							1015	1019					1104			1115
Northampton (NMP) d																	
Rugby (RUG) d	0942							1042									
Nuneaton (NUN) d	0954		0954		1009a			1054		1054		1109a	1134			1134	
Atherstone (ATH) d			1000														
Polesworth (PSW) d																	
Tamworth (TAM) d			1008	1013								1108	1113				
Lichfield Trent Valley (LTV) d			1014	1019a								1114	1119a				
Rugeley Trent Valley (RGL) d			1021									1121					
Stafford (STA) d		1024	1034e			1050	1059a		1124	1134e					1150		
Crewe (CRE)  a	1042	1054				1109		1125		1142	1154				1209	1218	1223









Operator Days of operation/Notes 1st Class/Reservations/Bus Catering facilities	LM	VT E 1R X	LM	VT D 1R X	VT C 1R X	VT C 1R X	VT D 1R X	LM	VT E 1R X	LM	VT D 1R X	VT C 1R X	VT C 1R X	VT D 1R X	LM	VT F 1R X	LM
London Euston (EUS)  d	1046	1102		1107	1113	1133	1143	1146	1202		1207	1213	1233	1243	1246	1302	
Watford Junction (WFJ) d																	
Milton Keynes Central (MKC) d	1119						1215	1219						1315	1319		
Northampton (NMP) d																	
Rugby (RUG) d	1142							1242							1342		
Nuneaton (NUN) d	1154		1154		1209a			1254		1254		1309a			1354		1354
Atherstone (ATH) d			1200								1300						1400
Polesworth (PSW) d																	
Tamworth (TAM) d			1208	1213							1308	1313					1408
Lichfield Trent Valley (LTV) d			1214	1219a							1314	1319a					1414
Rugeley Trent Valley (RGL) d			1221								1321						1421
Stafford (STA) d		1224	1234e			1250			1324	1334e			1350			1424	1434e
Crewe (CRE)  a	1242	1254				1309	1324		1342	1354			1408	1423		1442	1454









NOTES (see introductory pages for explanation of train operator codes and standard symbols)







- a Arrival time
- d Departure time
- u Stops to pick up only
- c Arrives 3 minutes earlier
- e Arrives 4 minutes earlier
- A To Glasgow Central
- B To Stirling
- C To Manchester Piccadilly
- D To Liverpool Lime Street
- E To Chester
- F To Holyhead
- G To Blackpool North

## London, Milton Keynes and Rugby to Nuneaton, Tamworth, Lichfield, Stafford and Crewe

## Saturdays

Operator Days of operation/Notes 1st Class/Reservations/Bus Catering facilities	VT D	VT C	LF B	VT C	LF B	VT D	LM	VT E	LM	VT D	VT C	VT C	VT D	LM	VT E	LM	VT D
London Euston (EUS)  d	1307	1313	1319	1333		1343	1346	1402		1407	1413	1433	1443	1446	1502		1507
Watford Junction (WFJ) d																	
Milton Keynes Central (MKC) d			1404			1415	1419						1515	1519			
Northampton (NMP) d																	
Rugby (RUG) d							1442							1542			
Nuneaton (NUN) d		1409a	1434		1434		1454		1454		1509a			1554		1554	
Atherstone (ATH) d																	
Polesworth (PSW) d																	
Tamworth (TAM) d	1413								1508	1513						1608	1613
Lichfield Trent Valley (LTV) d	1419a								1514	1519a						1614	1619a
Rugeley Trent Valley (RGL) d									1521							1621	
Stafford (STA) d				1450				1524	1534e			1550			1624	1634e	
Crewe (CRE)  a				1509	1517	1523		1542	1554			1609	1624		1642	1654	

Operator Days of operation/Notes 1st Class/Reservations/Bus Catering facilities	VT C	VT C	VT D	LM	VT F	LM	VT D	VT C	LF B	VT C	LF B	VT D	LM	VT E	LM	VT D	VT C
London Euston (EUS)  d	1513	1533	1543	1546	1602		1607	1613	1619	1633		1643	1646	1702		1707	1713
Watford Junction (WFJ) d																	
Milton Keynes Central (MKC) d			1615	1619					1704			1715	1719				
Northampton (NMP) d																	
Rugby (RUG) d				1642									1742				
Nuneaton (NUN) d	1609a			1654		1654		1709a	1734		1734		1754		1754		1809a
Atherstone (ATH) d						1700									1800		
Polesworth (PSW) d																	
Tamworth (TAM) d						1708	1713								1808	1813	
Lichfield Trent Valley (LTV) d						1714	1719a								1814	1819a	
Rugeley Trent Valley (RGL) d						1721									1821		
Stafford (STA) d		1650			1724	1734e				1750				1824	1834e		
Crewe (CRE)  a		1709	1724		1742	1754				1809	1817	1823		1842	1854		





Operator Days of operation/Notes 1st Class/Reservations/Bus Catering facilities	VT C	VT D	LM	VT F	LM	VT D	VT C	VT C	VT D	LM	VT H	VT D	VT C	VT J	LM	VT C	VT D
London Euston (EUS)  d	1733	1743	1746	1802		1807	1813	1833	1843	1846	1902	1907	1913	1928		1931	1937
Watford Junction (WFJ) d																	
Milton Keynes Central (MKC) d		1815	1819						1915	1919							2015
Northampton (NMP) d																	
Rugby (RUG) d			1842							1942							
Nuneaton (NUN) d			1854		1854		1909a			1954			2009a				
Atherstone (ATH) d					1900					2000							
Polesworth (PSW) d																	
Tamworth (TAM) d					1908	1913				2008		2013					
Lichfield Trent Valley (LTV) d					1914	1919a				2014		2020					
Rugeley Trent Valley (RGL) d					1921					2021						2021	
Stafford (STA) d	1850			1924	1934e				1950			2024				2040f	2050
Crewe (CRE)  a	1909	1923		1943	1954			2009	2023		2042	2049		2101	2104	2109	2123

NOTES (see introductory pages for explanation of train operator codes and standard symbols)

- a Arrival time  
 d Departure time  
 e Arrives 4 minutes earlier  
 f Arrives 10 minutes earlier  
 B To Stirling  
 C To Manchester Piccadilly  
 D To Liverpool Lime Street  
 E To Chester  
 F To Holyhead  
 H To Wrexham General  
 J To Preston

## London, Milton Keynes and Rugby to Nuneaton, Tamworth, Lichfield, Stafford and Crewe

## Saturdays


Operator Days of operation/Notes 1st Class/Reservations/Bus Catering facilities	LM	VT D 11R X	VT C 11R X	VT J 11R X	LM	VT C 11R X	LM
London Euston (EUS)  d	1940	2012	2018	2031	2035	2101	
Watford Junction (WFJ) d				2046u	2050		
Milton Keynes Central (MKC) d	2024		2104		2122	2146	
Northampton (NMP) d							
Rugby (RUG) d	2048	2121			2146		
Nuneaton (NUN) d	2100		2135a		2158		2158
Atherstone (ATH) d	2105						2204
Polesworth (PSW) d							
Tamworth (TAM) d	2113			2157			2212
Lichfield Trent Valley (LTV) d	2120			2204			2218
Rugeley Trent Valley (RGL) d	2127						2225
Stafford (STA) d	2137	2152				2238	2241c
Crewe (CRE)  a	2157	2210		2232		2257	2300


NOTES (see introductory pages for explanation of train operator codes and standard symbols)


- a Arrival time
- d Departure time
- u Stops to pick up only
- c Arrives 3 minutes earlier
- C To Manchester Piccadilly
- D To Liverpool Lime Street
- J To Preston

## London, Milton Keynes and Rugby to Nuneaton, Tamworth, Lichfield, Stafford and Crewe

## Sundays

Operator Days of operation/Notes 1st Class/Reservations/Bus Catering facilities	LM	VT A 1R X	VT A 1R X	LM	VT B 1R X	LF C R J	VT D 1R X	LM	LM	VT A 1R X	VT B 1R X	VT D 1R X	LM	LM	VT A 1R X	VT B 1R X	LM	VT D 1R X
London Euston (EUS)  16 d	0751	0806	0812		0818	0822	0847		0853	0916	0919	0946		0956	1016	1019		1046
Watford Junction (WFJ) d	0807	0822u			0834u				0911		0936u			1012		1036u		
Milton Keynes Central (MKC) d	0852	0857	0901	←	0908	0913	0934		0956	1002	1008	1035	←	1057	1104	1109	←	1134
Northampton (NMP) d	0927			0927					1028				1028	1129			1129	
Rugby (RUG) d	←			0951			1010u	←					1051	←		1145	1151	1209
Nuneaton (NUN) d			0945a	1004		1006			1047a				1104		1148a		1204	
Atherstone (ATH) d				1010				1010					1110				1210	
Polesworth (PSW) d				←														
Tamworth (TAM) d					1001			1018		1101			1118				1218	
Lichfield Trent Valley (LTV) d					1008			1025		1108			1124				1225	
Rugeley Trent Valley (RGL) d								1032					1131				1232	
Stafford (STA) d					1024			1041			1124		1141			1220	1241	
Crewe (CRE) 10 a		1018			1042	1050	1057	1105			1142	1157	1205			1239	←	1254

Operator Days of operation/Notes 1st Class/Reservations/Bus Catering facilities	LM	LM	VT A 1R X	VT B 1R X	LM	VT A 1R X	VT A 1R X	VT B 1R X	LM	VT E 1R X	LM	VT A 1R X	VT A 1R X	VT B 1R X	LM	VT F 1R X	LM	VT B 1R X
London Euston (EUS)  16 d		1052	1116	1119		1208	1232	1242	1245	1302		1312	1332	1342	1345	1401		1406
Watford Junction (WFJ) d		1114		1136u														
Milton Keynes Central (MKC) d		1159	1203	1210	←	1240		1315	1319					1415	1419			
Northampton (NMP) d		1219			1219													
Rugby (RUG) d		←		1233	1242				1342		←				1442		←	
Nuneaton (NUN) d			1232a		1254	1309a			1354		1354	1409a			1454		1454	
Atherstone (ATH) d					1300			←			1400			←			1500	
Polesworth (PSW) d																		
Tamworth (TAM) d					1308						1408						1508	1513
Lichfield Trent Valley (LTV) d					1314						1414						1514	1519a
Rugeley Trent Valley (RGL) d		←			1321						1421						1521	
Stafford (STA) d	1241			1306	1335c		1350		1424	1435c		1450			1524	1535c		
Crewe (CRE) 10 a	1302			1324	1358		1409	1423	1442	1458		1509	1523		1542	1558		









Operator Days of operation/Notes 1st Class/Reservations/Bus Catering facilities	VT A 1R X	LF C R J	VT A 1R X	LF C R J	VT B 1R X	LM	VT G 1R X	LM	VT A 1R X	VT A 1R X	VT B 1R X	LM	VT F 1R X	LM	VT B 1R X	VT A 1R X	VT A 1R X	VT B 1R X
London Euston (EUS)  16 d	1412	1418	1432		1442	1445	1501		1512	1532	1542	1545	1601		1606	1612	1632	1642
Watford Junction (WFJ) d																		
Milton Keynes Central (MKC) d		1504			1515	1519					1615	1619						1715
Northampton (NMP) d																		
Rugby (RUG) d				←		1542		←				1642		←				
Nuneaton (NUN) d	1509a	1534		1534		1554		1554	1609a			1654		1654		1709a		
Atherstone (ATH) d		←			←			1600				←		1700				
Polesworth (PSW) d																		
Tamworth (TAM) d								1608						1708	1713			
Lichfield Trent Valley (LTV) d								1614						1714	1719a			
Rugeley Trent Valley (RGL) d								1621						1721				
Stafford (STA) d			1550				1623	1635c		1650			1724	1735c			1750	
Crewe (CRE) 10 a			1609	1617	1623		1641	1659		1708	1723		1743	1754			1809	1823






NOTES (see introductory pages for explanation of train operator codes and standard symbols)

- a Arrival time
- d Departure time
- u Stops to pick up only
- c Arrives 5 minutes earlier
- A To Manchester Piccadilly
- B To Liverpool Lime Street
- C To Stirling
- D To Glasgow Central
- E To Holyhead
- F To Chester
- G To Chester/Blackpool North

## London, Milton Keynes and Rugby to Nuneaton, Tamworth, Lichfield, Stafford and Crewe

## Sundays

Operator Days of operation/Notes 1st Class/Reservations/Bus Catering facilities	LM	VT H 1R X	LM	VT B 1R X	VT A 1R X	LF C R J	VT A 1R X	LF C R J	VT B 1R X	LM	VT E 1R X	LM	VT B 1R X	VT A 1R X	VT A 1R X	VT B 1R X	LM	VT E 1R X
London Euston (EUS)  d	1645	1701		1706	1712	1718	1732		1742	1745	1801		1806	1812	1832	1842	1845	1901
Watford Junction (WFJ) d																		
Milton Keynes Central (MKC) d	1719					1804			1815	1819						1915	1919	
Northampton (NMP) d																		
Rugby (RUG) d	1742									1842							1942	
Nuneaton (NUN) d	1754		1754		1809a	1834		1834		1854			1854		1909a		1954	
Atherstone (ATH) d			1800										1900					
Polesworth (PSW) d																		
Tamworth (TAM) d				1808	1813									1908	1913			
Lichfield Trent Valley (LTV) d				1814	1819a									1914	1919a			
Rugeley Trent Valley (RGL) d				1821										1921				
Stafford (STA) d		1824	1834e				1850			1924	1935c				1950		2024	
Crewe (CRE)  a		1842	1854				1909	1918	1923		1942	1954			2008	2023		2042

Operator Days of operation/Notes 1st Class/Reservations/Bus Catering facilities	LM	VT B 1R X	VT A 1R X	VT A 1R X	LF J R J	VT B 1R X	LM	VT F 1R X	LM	VT B 1R X	VT A 1R X	VT J 1R X	VT A 1R X	VT B 1R X	VT J 1R X	VT B 1R X	VT A 1R X
London Euston (EUS)  d		1904	1912	1932	1935	1942	1945	2001		2006	2012	2028	2031	2039	2053	2121	2149
Watford Junction (WFJ) d																	2209u
Milton Keynes Central (MKC) d						2015	2019							2124	2139		2242
Northampton (NMP) d																	
Rugby (RUG) d							2042								2203		2318
Nuneaton (NUN) d	1954		2009a		2037		2054		2054		2109a					2259	2329
Atherstone (ATH) d	2000								2100								
Polesworth (PSW) d																	
Tamworth (TAM) d	2008	2013							2108	2113				2203			
Lichfield Trent Valley (LTV) d	2014	2019a							2114	2119a				2210			
Rugeley Trent Valley (RGL) d	2021								2121								
Stafford (STA) d	2035c			2050				2124	2135c				2150	2225		2325	2352s
Crewe (CRE)  a	2054			2109	2119	2123		2142	2154			2201	2208	2243	2248	2346	0015

NOTES (see introductory pages for explanation of train operator codes and standard symbols)

- a Arrival time
- d Departure time
- s Stops to set down only
- u Stops to pick up only
- c Arrives 5 minutes earlier
- e Arrives 4 minutes earlier
- A To Manchester Piccadilly
- B To Liverpool Lime Street
- C To Stirling
- E To Holyhead
- F To Chester
- H To Holyhead/Wrexham General
- J To Preston



## Crewe and Stafford to Lichfield, Tamworth, Nuneaton, Rugby, Milton Keynes and London

## Mondays to Fridays

Operator Days of operation/Notes 1st Class/Reservations/Bus Catering facilities	LM	VT A 1R X	LM	VT B 1R X	VT C 1R X	LM	VT A 1R X	VT B 1R X	VT D 1R X	VT A 1R X	LM	LF E R X	VT A 1R X	LM	LF E R X	VT B 1R X	VT F 1R X	VT A 1R X
Crewe (CRE) 10 d	0511	0537	0545	0603			0631		0655		0713	0726	0732				0755	
Stafford (STA) d	0532	0556	0609e	0622				0655	0714		0732		0752				0814	
Rugeley Trent Valley (RGL) d	0542		0620								0742							
Lichfield Trent Valley (LTV) d	0550		0629		0641			0710			0749					0814		
Tamworth (TAM) d	0557		0636		0648			0718			0756					0822c		
Atherstone (ATH) d	0605		0644								0804							
Nuneaton (NUN) d	0613	0620	0651			0651	0711			0743	0811	0818c		0826	0818c			0843
Rugby (RUG) a	0626	0632		0654		0706		0737			0826							
Northampton (NMP) a																		
Milton Keynes Central (MKC) a	0648	0652		0715	0724	0729								0849				
Watford Junction (WFJ) a																		
London Euston (EUS) 15 a	0724	0727		0753	0800	0805	0811	0827	0835	0841			0909	0925	0928	0934	0938	0944

Operator Days of operation/Notes 1st Class/Reservations/Bus Catering facilities	LM	VT B 1R X	VT A 1R X	LM	VT B 1R X	VT G 1R X	VT A 1R X	LM	VT B 1R X	VT A 1R X	LM	VT B 1R X	VT H 1R X	VT A 1R X	LM	VT B 1R X	VT A 1R X	LM
Crewe (CRE) 10 d	0813	0823	0832			0855		0913	0923	0932			0955		1013	1023	1032	
Stafford (STA) d	0832		0852			0914		0932	0952				1014		1032		1052	
Rugeley Trent Valley (RGL) d	0842							0942							1042			
Lichfield Trent Valley (LTV) d	0849				0914			0949				1014			1049			
Tamworth (TAM) d	0856				0922c			0956				1020			1056			
Atherstone (ATH) d	0904							1004							1104			
Nuneaton (NUN) d	0911			0911			0943	1011			1011			1043	1111			1111
Rugby (RUG) a				0926							1026							1126
Northampton (NMP) a																		
Milton Keynes Central (MKC) a		0927		0948				1027		1048						1127		1148
Watford Junction (WFJ) a																		
London Euston (EUS) 15 a		1003	1009	1024	1030	1035	1041		1103	1109	1124	1130	1135	1141		1203	1209	1224

Operator Days of operation/Notes 1st Class/Reservations/Bus Catering facilities	VT B 1R X	VT G 1R X	VT A 1R X	LM	VT B 1R X	VT A 1R X	LM	VT B 1R X	VT H 1R X	VT A 1R X	LM	VT B 1R X	VT A 1R X	LM	VT B 1R X	VT H 1R X	VT A 1R X	LF J R X
Crewe (CRE) 10 d		1055		1113	1123	1132			1155		1213	1223	1232				1255	1258
Stafford (STA) d		1114		1132		1152			1214		1232		1253				1314	
Rugeley Trent Valley (RGL) d				1142							1242							
Lichfield Trent Valley (LTV) d	1114			1149				1214			1249				1315			
Tamworth (TAM) d	1122c			1156				1222c			1256				1322			
Atherstone (ATH) d				1204							1304							
Nuneaton (NUN) d			1143	1211			1211			1243	1311			1311			1343	1349
Rugby (RUG) a							1226							1326				
Northampton (NMP) a																		
Milton Keynes Central (MKC) a					1227		1248					1327		1348				1422
Watford Junction (WFJ) a																		
London Euston (EUS) 15 a	1230	1235	1241		1303	1309	1324	1330	1335	1341		1403	1409	1424	1432	1435	1441	1500

NOTES (see introductory pages for explanation of train operator codes and standard symbols)

- a Arrival time
- d Departure time
- c Arrives 3 minutes earlier
- e Arrives 4 minutes earlier
- A From Manchester Piccadilly
- B From Liverpool Lime Street
- C From Lancaster
- D From Holyhead/Blackpool North
- E From Preston
- F From Wrexham General/Holyhead
- G From Holyhead
- H From Chester
- J From Stirling

## Crewe and Stafford to Lichfield, Tamworth, Nuneaton, Rugby, Milton Keynes and London

## Mondays to Fridays

Operator Days of operation/Notes 1st Class/Reservations/Bus Catering facilities	LM	VT B 1R X	VT A 1R X	LM	VT B 1R X	VT H 1R X	VT A 1R X	VT K 1R X	LM	VT B 1R X	VT A 1R X	LM	VT B 1R X	VT G 1R X	VT A 1R X	LM	VT B 1R X	VT
Crewe (CRE) 10 d	1313	1323	1332				1355		1413	1423	1432			1455		1513	1523	1529
Stafford (STA) d	1332		1352				1414		1432		1452			1514		1532		
Rugeley Trent Valley (RGL) d	1342								1442							1542		
Lichfield Trent Valley (LTV) d	1349					1414			1449				1514			1549		1557
Tamworth (TAM) d	1356				1422c				1456				1522c			1556		1607e
Atherstone (ATH) d	1404								1504							1604		
Nuneaton (NUN) d	1411			1411			1443	1453	1511			1511			1544	1611		
Rugby (RUG) a				1426								1526						
Northampton (NMP) a																		
Milton Keynes Central (MKC) a		1427		1448						1528		1548					1627	
Watford Junction (WFJ) a																		
London Euston (EUS) 15 a		1503	1509	1524	1530	1537	1543	1600		1605	1611	1624	1631	1637	1642		1704	

Operator Days of operation/Notes 1st Class/Reservations/Bus Catering facilities	VT A 1R X	LM	VT B 1R X	VT H 1R X	VT A 1R X	LF J R X	LM	VT B 1R X	VT A 1R X	LM	VT B 1R X	VT G 1R X	VT A 1R X	LM	VT B 1R X	VT A 1R X	LM	VT H 1R X
Crewe (CRE) 10 d	1532			1555			1613	1623	1632			1655		1713	1723	1732		1755
Stafford (STA) d	1552			1614			1632		1652			1714		1732		1752		1814
Rugeley Trent Valley (RGL) d							1642							1742				
Lichfield Trent Valley (LTV) d							1649				1714			1749				
Tamworth (TAM) d			1607e				1656				1722c			1756				
Atherstone (ATH) d							1704							1804				
Nuneaton (NUN) d		1611			1643	1651	1711			1711			1743	1811			1811	
Rugby (RUG) a		1626	1635							1726							1826	
Northampton (NMP) a																		
Milton Keynes Central (MKC) a		1648				1723		1728		1748					1827		1848	
Watford Junction (WFJ) a																		
London Euston (EUS) 15 a	1709	1724	1732	1737	1743	1800		1804	1810	1824	1831	1836	1844		1903	1909	1924	1936

Operator Days of operation/Notes 1st Class/Reservations/Bus Catering facilities	VT A 1R X	LM	VT B 1R X	VT A 1R X	LM	VT B 1R X	VT A 1R X	LM	VT B 1R X	VT A 1R X	LM	VT A 1R X	VT H 1R X	LM	VT B 1R X	VT A 1R X	LM	VT L 1R X
Crewe (CRE) 10 d		1813	1823	1832				1913	1923	1932			1955	2013	2023	2032		2046
Stafford (STA) d		1832		1852				1932		1952			2014	2032		2052		
Rugeley Trent Valley (RGL) d		1842						1942						2042				
Lichfield Trent Valley (LTV) d		1849				1914		1949						2049				
Tamworth (TAM) d		1856				1922c		1956						2056				
Atherstone (ATH) d		1904						2004						2104				
Nuneaton (NUN) d	1843	1911			1911		1943	2011			2011	2027		2111			2111	
Rugby (RUG) a					1926						2028	2039					2126	2131
Northampton (NMP) a																		
Milton Keynes Central (MKC) a			1927		1948			2027		2051	2059	2104		2129		2148	2152	
Watford Junction (WFJ) a									2056s						2157s			
London Euston (EUS) 15 a	1942		2003	2011	2024	2030	2041		2103	2113	2127	2134	2140		2205	2214	2224	2227

NOTES (see introductory pages for explanation of train operator codes and standard symbols)

- a Arrival time
- d Departure time
- s Stops to set down only
- c Arrives 3 minutes earlier
- e Arrives 4 minutes earlier
- A From Manchester Piccadilly
- B From Liverpool Lime Street
- G From Holyhead
- H From Chester
- J From Stirling
- K From Blackpool North
- L From Glasgow Central

## Crewe and Stafford to Lichfield, Tamworth, Nuneaton, Rugby, Milton Keynes and London

## Mondays to Fridays

Operator Days of operation/Notes 1st Class/Reservations/Bus Catering facilities	VT A 1R X	LF J R J	LM	VT B 1R X	VT A 1R X	LM	VT FX A 1R X	VT FO A 1R X
Crewe (CRE) 10 d			2113	2135		2213		
Stafford (STA) d			2132	2156		2232		
Rugeley Trent Valley (RGL) d			2142			2242		
Lichfield Trent Valley (LTV) d			2149		2217	2249		
Tamworth (TAM) d			2156		2224	2256		
Atherstone (ATH) d			2204			2304		
Nuneaton (NUN) d	2126	2134	2211	2222		2311	2326	2327
Rugby (RUG) a			2226	2233		2328	2338	2341
Northampton (NMP) a			2251					
Milton Keynes Central (MKC) a	2157	2209		2257	2302		0014	0021
Watford Junction (WFJ) a				2331s	2336s		0045s	0049s
London Euston (EUS) 15 a	2231	2317		2353	2358		0111	0111

NOTES (see introductory pages for explanation of train operator codes and standard symbols)

- a Arrival time
- d Departure time
- s Stops to set down only
- A From Manchester Piccadilly
- B From Liverpool Lime Street
- J From Stirling
- FO Fridays only
- FX Not Fridays

## Crewe and Stafford to Lichfield, Tamworth, Nuneaton, Rugby, Milton Keynes and London

## Saturdays

Operator Days of operation/Notes 1st Class/Reservations/Bus Catering facilities	LM	VT A 11R X	LM	VT B 11R X	VT C 11R X	LM	VT A 11R X	LM	VT B 11R X	VT D 11R X	VT A 11R X	LF E 11R X	LM	VT B 11R X	VT A 11R X	LM	VT B 11R X	VT F 11R X
Crewe (CRE) 10 d	0525	0537		0603		0606	0632			0655		0646	0713	0723	0732			0755
Stafford (STA) d	0544	0556		0622		0632f			0654	0714			0732		0752			0814
Rugeley Trent Valley (RGL) d	0554		←			0642		←					0742					
Lichfield Trent Valley (LTV) d	0602		0602		0642	0649		0649	0710				0749				0814	
Tamworth (TAM) d	←		0608		0649	←		0656	0718				0756				0822e	
Atherstone (ATH) d			0617					0704					0804					
Nuneaton (NUN) d		0620	0624				0711				0743	0748c	0811			0811		
Rugby (RUG) a		0632	0640	0652				0726	0737				←			0826		
Northampton (NMP) a																		
Milton Keynes Central (MKC) a		0652	0702	0713	0725			0749				0821		0828		0848		
Watford Junction (WFJ) a							0756s											
London Euston (EUS) 15 a		0727	0738	0753	0800		0814	0827	0830	0835	0841	0857		0904	0910	0924	0930	0935

Operator Days of operation/Notes 1st Class/Reservations/Bus Catering facilities	VT A 11R X	LM	VT B 11R X	VT A 11R X	LM	VT B 11R X	VT G 11R X	VT A 11R X	LM	VT B 11R X	VT A 11R X	LM	VT B 11R X	VT G 11R X	VT A 11R X	LM	VT B 11R X	VT A 11R X
Crewe (CRE) 10 d		0813	0823	0832		0844	0855		0913	0923	0932		0944	0955		1013	1023	1032
Stafford (STA) d		0832		0852			0914		0932		0952			1014		1032		1052
Rugeley Trent Valley (RGL) d		0842							0942							1042		
Lichfield Trent Valley (LTV) d		0849				0914			0949				1014			1049		
Tamworth (TAM) d		0856				0922e			0956				1022			1056		
Atherstone (ATH) d		0904			←				1004			←				1104		
Nuneaton (NUN) d	0843	0911			0911			0943	1011			1011			1043	1111		
Rugby (RUG) a	←			0926				←				1026				←		
Northampton (NMP) a																		
Milton Keynes Central (MKC) a			0927		0948				1027			1048					1127	
Watford Junction (WFJ) a																		
London Euston (EUS) 15 a	0941		1003	1009	1024	1030	1035	1041		1103	1109	1124	1130	1135	1141		1203	1209

Operator Days of operation/Notes 1st Class/Reservations/Bus Catering facilities	LM	VT B 11R X	VT G 11R X	VT A 11R X	LM	VT B 11R X	VT A 11R X	LM	VT B 11R X	VT D 11R X	VT A 11R X	LM	VT B 11R X	VT A 11R X	LM	VT B 11R X	VT D 11R X	VT A 11R X
Crewe (CRE) 10 d			1055		1113	1123	1132				1155		1213	1223	1232			1255
Stafford (STA) d			1114		1132		1152				1214		1232		1252			1314
Rugeley Trent Valley (RGL) d					1142								1242					
Lichfield Trent Valley (LTV) d		1114			1149				1214				1249				1314	
Tamworth (TAM) d		1122e			1156				1222				1256				1322e	
Atherstone (ATH) d	←				1204			←					1304		←			
Nuneaton (NUN) d	1111			1143	1211			1211			1242		1311		1311			1343
Rugby (RUG) a	1126			←				1226				←			1326			
Northampton (NMP) a																		
Milton Keynes Central (MKC) a	1148					1227		1248					1327		1348			
Watford Junction (WFJ) a																		
London Euston (EUS) 15 a	1224	1230	1235	1241		1303	1309	1324	1330	1335	1341		1403	1409	1424	1430	1435	1441

NOTES (see introductory pages for explanation of train operator codes and standard symbols)

- a Arrival time
- d Departure time
- s Stops to set down only
- c Arrives 5 minutes earlier
- e Arrives 3 minutes earlier
- f Arrives 7 minutes earlier
- A From Manchester Piccadilly
- B From Liverpool Lime Street
- C From Lancaster
- D From Chester
- E From Preston
- F From Wrexham General/Holyhead
- G From Holyhead

## Crewe and Stafford to Lichfield, Tamworth, Nuneaton, Rugby, Milton Keynes and London

## Saturdays

Operator Days of operation/Notes 1st Class/Reservations/Bus Catering facilities	LF H R A	LM	VT B R A	VT A R A	LM	VT B R A	VT D R A	VT A R A	VT J R A	LM	VT B R A	VT A R A	LM	VT B R A	VT D R A	VT A R A	LM	VT B R A
			Ⓡ ⓧ	Ⓡ ⓧ		Ⓡ ⓧ	Ⓡ ⓧ	Ⓡ ⓧ	Ⓡ ⓧ		Ⓡ ⓧ	Ⓡ ⓧ		Ⓡ ⓧ	Ⓡ ⓧ	Ⓡ ⓧ		Ⓡ ⓧ
Crewe (CRE) 10 d	1258	1313	1323	1332			1355			1413	1423	1432			1455		1513	1523
Stafford (STA) d		1332		1352			1414			1432		1452			1514		1532	
Rugeley Trent Valley (RGL) d		1342								1442							1542	
Lichfield Trent Valley (LTV) d		1349				1414				1449				1514			1549	
Tamworth (TAM) d		1356				1422e				1456				1522e			1556	
Atherstone (ATH) d		1404			↶					1504			↶				1604	
Nuneaton (NUN) d	1348	1411			1411			1443	1453	1511			1511			1543	1611	
Rugby (RUG) a		↷			1426					↷			1526				↷	
Northampton (NMP) a																		
Milton Keynes Central (MKC) a	1421		1427		1448						1528		1548					1627
Watford Junction (WFJ) a																		
London Euston (EUS) 15 a	1457		1503	1509	1524	1530	1535	1541	1600		1604	1611	1624	1631	1635	1641		1703

Operator Days of operation/Notes 1st Class/Reservations/Bus Catering facilities	VT A R A	LM	VT B R A	VT G R A	VT A R A	LM	VT B R A	VT A R A	LM	VT B R A	VT G R A	VT A R A	LM	VT B R A	VT A R A	LM	VT B R A	VT A R A	
Crewe (CRE)	10 d	1532			1555		1613	1623	1632			1655		1713	1723	1732			
Stafford (STA)	d	1552			1614		1632		1652			1714		1732		1752			
Rugeley Trent Valley (RGL)	d						1642							1742					
Lichfield Trent Valley (LTV)	d			1614			1649			1714				1749			1814		
Tamworth (TAM)	d			1622e			1656			1722e				1756			1822e		
Atherstone (ATH)	d		←				1704		←					1804		←			
Nuneaton (NUN)	d		1611			1643	1711			1711			1743	1811			1811	1843	
Rugby (RUG)	a		1627			→			1726					→			1826		
Northampton (NMP)	a																		
Milton Keynes Central (MKC)	a		1648					1727		1748					1827		1848		
Watford Junction (WFJ)	a																		
London Euston (EUS)	⊕ 15 a	1709	1724	1730	1735	1741		1803	1809	1824	1830	1835	1841		1903	1909	1924	1930	1941

Operator Days of operation/Notes 1st Class/Reservations/Bus Catering facilities	LF H R A	LM	VT B R A	VT A R A	LM	VT A R A	LM	VT B R A	VT A R A	LM	VT A R A	LM	VT B R A	LM	VT K R A	VT A R A
			<div><div></div><div></div></div>	<div><div></div><div></div></div>		<div><div></div><div></div></div>		<div><div></div><div></div></div>	<div><div></div><div></div></div>		<div><div></div><div></div></div>		<div><div></div><div></div></div>		<div><div></div><div></div></div>	<div><div></div><div></div></div>
Crewe (CRE) 10 d	1746	1813	1823	1832			1913	1923	1932			2013	2023		2044	
Stafford (STA) d		1832		1852			1932		1952			2032			2103	
Rugeley Trent Valley (RGL) d		1842					1942					2042				
Lichfield Trent Valley (LTV) d		1849					1949					2049				2117
Tamworth (TAM) d		1856					1956					2056				2124
Atherstone (ATH) d		1904			↩		2004			↩		2104		↩		
Nuneaton (NUN) d		1911			1911	1943	2011				2011	2028	2111		2111	
Rugby (RUG) a		↪			1926		↪		2022		2026		↪		2133	
Northampton (NMP) a										2047						
Milton Keynes Central (MKC) a	1923		1928		1948			2030	2045		2100		2130	2150	2156	2203
Watford Junction (WFJ) a				2002s	2019				2115s		2129s			2224	2228s	2233s
London Euston (EUS) 15 a	2000		2004	2025	2039	2058		2127	2133		2152		2225	2244	2254	2259

**NOTES** (see introductory pages for explanation of train operator codes and standard symbols)

- a Arrival time
- d Departure time
- s Stops to set down only
- e Arrives 3 minutes earlier
- A From Manchester Piccadilly
- B From Liverpool Lime Street
- D From Chester
- G From Holyhead
- H From Stirling
- J From Blackpool North
- K From Glasgow Central

## Crewe and Stafford to Lichfield, Tamworth, Nuneaton, Rugby, Milton Keynes and London

## Sundays

Operator Days of operation/Notes 1st Class/Reservations/Bus Catering facilities	VT A	VT B	VT A	VT B	VT C	LM	VT B	VT D	LM	VT C	VT A	VT A	LM	VT B	LM	LF C	VT C	LF C
Crewe (CRE)	10 d	0841	0849		0915	0943	0952	1015	1037		1046	1056		1113	1123		1128	1142
Stafford (STA)	d	0900			0934		1017e	1034	1056					1132				
Rugeley Trent Valley (RGL)	d						1028							1142				
Lichfield Trent Valley (LTV)	d			0924			1035							1149				
Tamworth (TAM)	d						1042							1156				
Atherstone (ATH)	d						1050							1204				
Nuneaton (NUN)	d		0929				1057			1057			1149	1211		1211	1218c	1218c
Rugby (RUG)	a				1030				1114	1134			1203					
Northampton (NMP)	a								1135									
Milton Keynes Central (MKC)	a	1008			1043	1106		1145		1155	1209	1216	1224		1229	1248		
Watford Junction (WFJ)	a	1036s	1041s		1115s	1143s				1227								
London Euston (EUS)	15 a	1059	1104	1110	1140	1209		1228	1237	1243	1246	1254	1301		1306	1325		1318 1328

Operator Days of operation/Notes 1st Class/Reservations/Bus Catering facilities	VT E	LM	VT B	VT A	LM	VT B	VT F	VT A	LM	VT B	VT A	LM	VT E	VT A	LF G	LM	VT B	VT A
Crewe (CRE)	10 d	1151	1213	1223	1232		1243	1255		1313	1332	1332	1355			1413	1423	1432
Stafford (STA)	d	1210	1232		1252		1314			1332	1352		1414			1432		1452
Rugeley Trent Valley (RGL)	d		1242							1342						1442		
Lichfield Trent Valley (LTV)	d		1249			1314				1349						1449		
Tamworth (TAM)	d		1256			1322				1356						1456		
Atherstone (ATH)	d		1304							1404						1504		
Nuneaton (NUN)	d		1311			1311			1343	1411			1411		1443	1451	1511	
Rugby (RUG)	a				1326								1426					
Northampton (NMP)	a																	
Milton Keynes Central (MKC)	a	1300		1327		1348				1427			1448			1524		1528
Watford Junction (WFJ)	a																	
London Euston (EUS)	15 a	1336		1404	1410	1425	1431	1436	1443		1504	1510	1525	1536	1542	1601		1605 1611

Operator Days of operation/Notes 1st Class/Reservations/Bus Catering facilities	LM	VT B	VT E	VT A	LM	VT B	VT A	LM	VT B	VT E	VT A	LM	VT B	VT A	LM	VT B	VT D	VT A
Crewe (CRE)	10 d			1455		1513	1523	1532			1555		1613	1623	1632			1655
Stafford (STA)	d			1514		1532		1552			1614		1632	1652				1714
Rugeley Trent Valley (RGL)	d					1542							1642					
Lichfield Trent Valley (LTV)	d		1514			1549				1614			1649				1714	
Tamworth (TAM)	d		1522c			1556				1622c			1656				1722c	
Atherstone (ATH)	d					1604							1704					
Nuneaton (NUN)	d	1511			1543	1611			1611			1643	1711			1711		1743
Rugby (RUG)	a	1526							1626							1726		
Northampton (NMP)	a																	
Milton Keynes Central (MKC)	a	1548				1627		1648					1727		1748			
Watford Junction (WFJ)	a																	
London Euston (EUS)	15 a	1625	1631	1636	1642		1704	1710	1725	1731	1736	1743		1804	1810	1825	1831	1836 1843

NOTES (see introductory pages for explanation of train operator codes and standard symbols)

- a Arrival time
- d Departure time
- s Stops to set down only
- c Arrives 3 minutes earlier
- e Arrives 7 minutes earlier
- A From Manchester Piccadilly
- B From Liverpool Lime Street
- C From Preston
- D From Chester
- E From Holyhead
- F From Wrexham General
- G From Stirling

## Crewe and Stafford to Lichfield, Tamworth, Nuneaton, Rugby, Milton Keynes and London

## Sundays

Operator Days of operation/Notes 1st Class/Reservations/Bus Catering facilities	LF G R A	LM	VT B R A	VT A R A	LM	VT B R A	VT D R A	VT A R A	LM	VT B R A	VT A R A	LM	VT B R A	VT A R A	LM	VT B R A	VT A R A	VT A R A
Crewe (CRE)	10 d		1713	1723	1732			1755		1813	1823	1832				1913	1923	1932
Stafford (STA)	d		1732		1752			1814		1832		1852				1932		1952
Rugeley Trent Valley (RGL)	d		1742							1842						1942		
Lichfield Trent Valley (LTV)	d		1749				1813			1849			1915			1949		2017
Tamworth (TAM)	d		1756				1822			1856			1922			1956		
Atherstone (ATH)	d		1804							1904						2004		
Nuneaton (NUN)	d	1751	1811			1811			1843	1911			1911		1943	2011		
Rugby (RUG)	a				1826								1926			2026		2038
Northampton (NMP)	a															2047		
Milton Keynes Central (MKC)	a	1824		1828		1848				1927		1948				2027		
Watford Junction (WFJ)	a																	2126s
London Euston (EUS)	15 a	1901		1905	1911	1925	1931	1936	1942		2004	2010	2025	2034	2042	2104	2114	2148

Operator Days of operation/Notes 1st Class/Reservations/Bus Catering facilities	LM	VT E R A	VT A R A	LM	VT B R A	LF G R A	VT H R A	LF G R A	LM	LM	VT B R A
Crewe (CRE)	10 d		1955		2013	2023	2036	2049			2113 2124
Stafford (STA)	d		2014		2032	2043					2131 2143
Rugeley Trent Valley (RGL)	d				2042						2141
Lichfield Trent Valley (LTV)	d				2049						2148 2201
Tamworth (TAM)	d				2056						2155 2207
Atherstone (ATH)	d				2104						2203
Nuneaton (NUN)	d		2043		2111		2120		2120		2210 2219
Rugby (RUG)	a				2126						2225 2232
Northampton (NMP)	a	2047			2147						2147 2247
Milton Keynes Central (MKC)	a	2103	2109	2114		2135		2152	2158	2210	2305
Watford Junction (WFJ)	a	2132			2209s			2227s		2251	2334s
London Euston (EUS)	15 a	2154	2159	2203		2237		2252	2255	2316	2355

**NOTES** (see introductory pages for explanation of train operator codes and standard symbols)

- a Arrival time
- d Departure time
- s Stops to set down only
- A From Manchester Piccadilly
- B From Liverpool Lime Street
- D From Chester
- E From Holyhead
- G From Stirling
- H From Glasgow Central